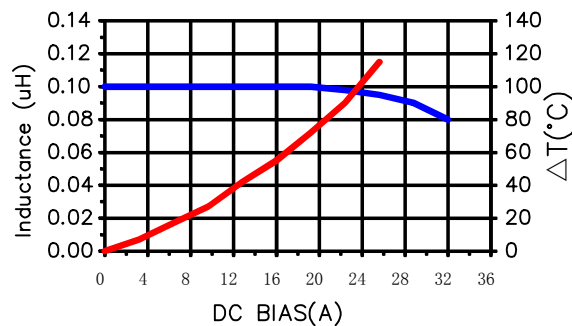
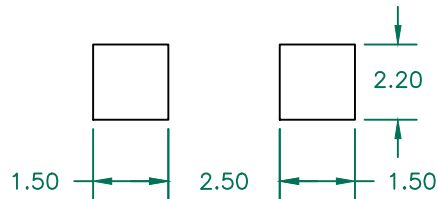


# MGV0402R10M-10

## PHYSICAL DIMENSIONS:

A	4.50	±	0.50
B	4.10	±	0.30
C	2.00	±	0.30
D	1.50	±	0.30
E	1.00	±	0.50

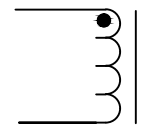
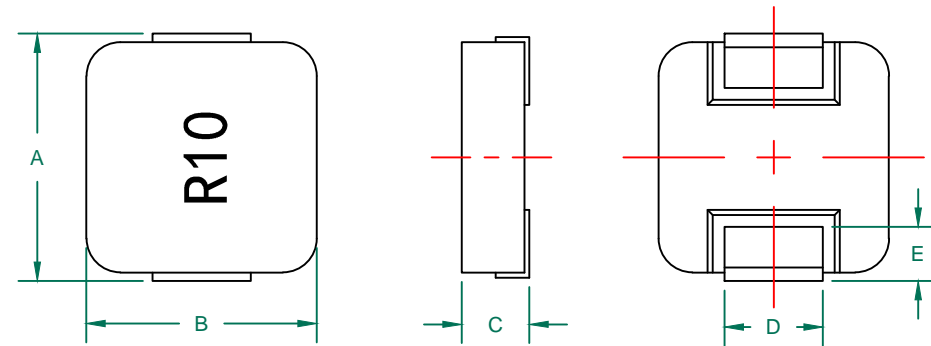
## LAND PATTERNS FOR REFLOW SOLDERING



## ELECTRICAL SPECIFICATION @ 25°C

	Min	Norm	Max
INDUCTANCE (uH) L @ 100 KHz/0.25V ± 20%	0.08	0.10	0.12
DCR (Ω)			0.004

Saturation Current <sup>3</sup> Isat (A)	22.00
Temperature Rise Current Irms <sup>4</sup> (A)	12.00



RoHS

**UNCONTROLLED DOCUMENT**

NOTES: UNLESS OTHERWISE SPECIFIED

- COMPONENTS SHOULD BE ADEQUATELY PREHEATED BEFORE SOLDERING.
- OPERATION TEMPERATURE RANGE:  
-40°C~+125°C (INCLUDING SELF-HEATING).
- SATURATION CURRENT Isat IS DEFINED AS MAXIMUM AMOUNT OF CURRENT BY WHICH INDUCTANCE WILL DROP BY TYPICAL VALUE OF 30% OF INITIAL INDUCTANCE (Ta=25±5°C).
- TEMPERATURE RISE CURRENT (Irms):DC CURRENT THAT CAUSES THE TEMPERATURE RISE ( ΔT ≤40°C) FROM 25°C AMBIENT.

DIMENSIONS ARE IN mm.				This print is the property of Laird Tech. and is loaned in confidence subject to return upon request and with the understanding that no copies shall be made without the written consent of Laird Tech. All rights to design or invention are reserved.				
				<b>Laird</b>				
				PROJECT/PART NUMBER:		REV	PART TYPE:	DRAWN BY:
				MGV0402R10M-10		B	POWER INDUCTOR	QIU
B	UPDATE LOGO	04/21/15	QIU	DATE:	02/19/13	SCALE:	NTS	SHEET:
A	ORIGINAL DRAFT	02/19/13	QIU	CAD #		TOOL #	-	1 of 1
REV	DESCRIPTION	DATE	INT	MGV0402R10M-10-B				